



E-cut **WideLook**



• TGD	3
• Why choose E-cut WideLook?	5
• Two Versions	8
• Sizes	11
• Configurations	13
• Doors: technical specifications	14
• Modular Frame: technical specifications	15
• Available accessories	16



TGD has been producing glass components for refrigeration since 2000:

- **TRADE**



- **PROFESSIONAL**



- **INDUSTRIAL**



- **SCIENTIFIC**



Our task consists in offering to our customers solutions with **better thermal efficiency**, in order to **reduce the energy consumption** of their products, improving their market value



In this way we achieve our goal of making our contribution to the creation of a better world

“E-cut WideLook” is the glazed insert from TGD specifically engineered for top cooling appliances of the most advanced retail industry suppliers

The strengths of the line-up frame and door kits are:



Full glass look



High efficiency performance



Extreme durability and reliability



Product appearance perfectly matches all major and most demanding retail industry brand requirements.

E-Cut Slim Wide Look



The essential Italian design

highlights stored products, increasing impulse buying behaviour thanks to the correct balance between the dark glass door frame and the intense LED light uniformly distributed all along the transparent surface of the door



High insulating performance of the glazed insert is the result of the perfect combination of materials and assembly technology



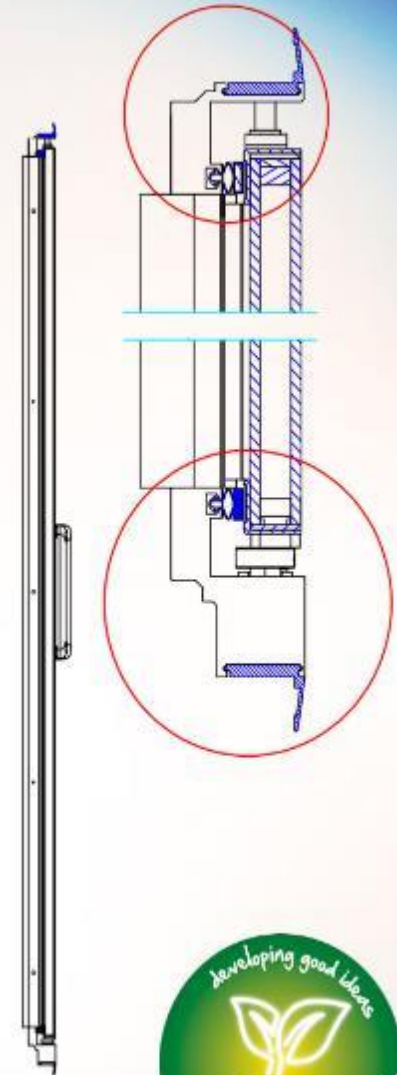
**cutting more
than 50%**

of the electrical power consumed by a doorless vertical NT display.



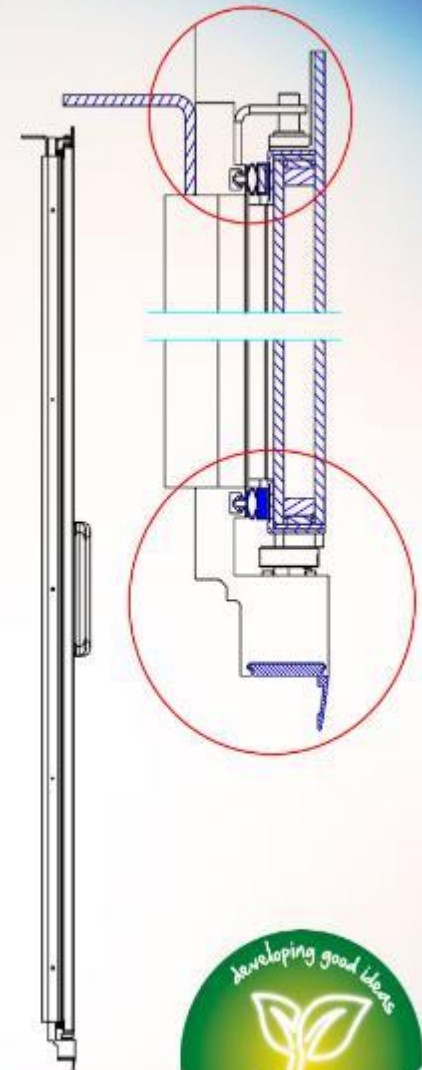

Master-Vision

with door bordered by
the master frame



Pro-Vision

with the door exceeding
the frame at the top,
completely hiding it,
improving cabinet
appearance



E-cut Wide Look completes the Wide Look family glass door inserts family already available in the Lt Version

Top outlook for your complete appliances pattern



E-cut WideLook sizes

E-cut Wide Look can be supplied as modules 1,250 to 1,875 mm wide which can be alternated as desired for easy application to any unit and any shop lay-out

The height can be customized





Product configurations:

- All height appliances
- Semi-vertical appliances



Standard colours:

- Frame: Ral 7035 and Ral 7015 + silver satin anodised aluminium
- Door: Ral 7015 and RAL 7035
- **Personalised glass door colours available on demand**



Lighting versions:

- T5 fluorescent tubes
- LED predisposed
- LED installed



Technical specifications of the standard product:

Doors

- Swing doors made of safety tempered double glazing glass complying with the UNI 12150 standard
- Insulated glass with Ug value = 1.3
- Light Transmission = 80%
- Colour rendering = 98 %
- Maximum visibility of displayed products thanks to very thin mullions (15mm)
- Customizable handles
- Patented adjustable Soft Closing System «Soft Power 25», tested over 500,000 cycles
- Device inertia at maximum opening of the door in order to ease the unit loading
- Automatic release of the inertia when the door is closed



Technical specifications of the standard product:

Modular frame

- PVC supporting frame in reinforced aluminium, colours RAL 7035 or RAL 7015
- Modular concept: frames can be alternated according to any possible lay-out of the units
- Absence of the junction rib between modules, with the elimination of the visual impact of the connection between frames
- “Easy Fitting” concept: quick and easy installation of the pre-assembled frames, without the need for any specific experience or tools
- Energy free frame, «0» maintenance



Available accessories:



- Integrated lighting devices: T5 and LED to optimise impulse sales
- “TGD No-Glare” anti-reflective glass to ensure the correct display of products under any lighting condition of the store
- Customizable handles



Available handles:

	NAME	MATERIAL	STANDARD COLOR	OTHER RAL COLORS
	MAX	Aluminum	Silver satin anodised aluminum	On demand
	Pop	Aluminum	Silver satin anodised aluminum	On demand
	Arc	Plastic	RAL 7035	On demand



Available self closing systems:			
	NAME	Description	Granted cycles
	SP25	Soft closing device for doors up to 25Kg.	500,000
	G Torque	Gravity self closing device	300,000





E-cut **WideLook**

the most beautiful, the most reliable



TGD S.p.A.
Via del Tovo, 5
27020 Travaco' Siccomario (Pv) Italy
PHONE +39 0382 482773
FAX +39 0382 482774
info@tgd.it
www.tgd.it

